

# Post-publication feedback survey of National Infrastructure Assessment external stakeholders

March 2019

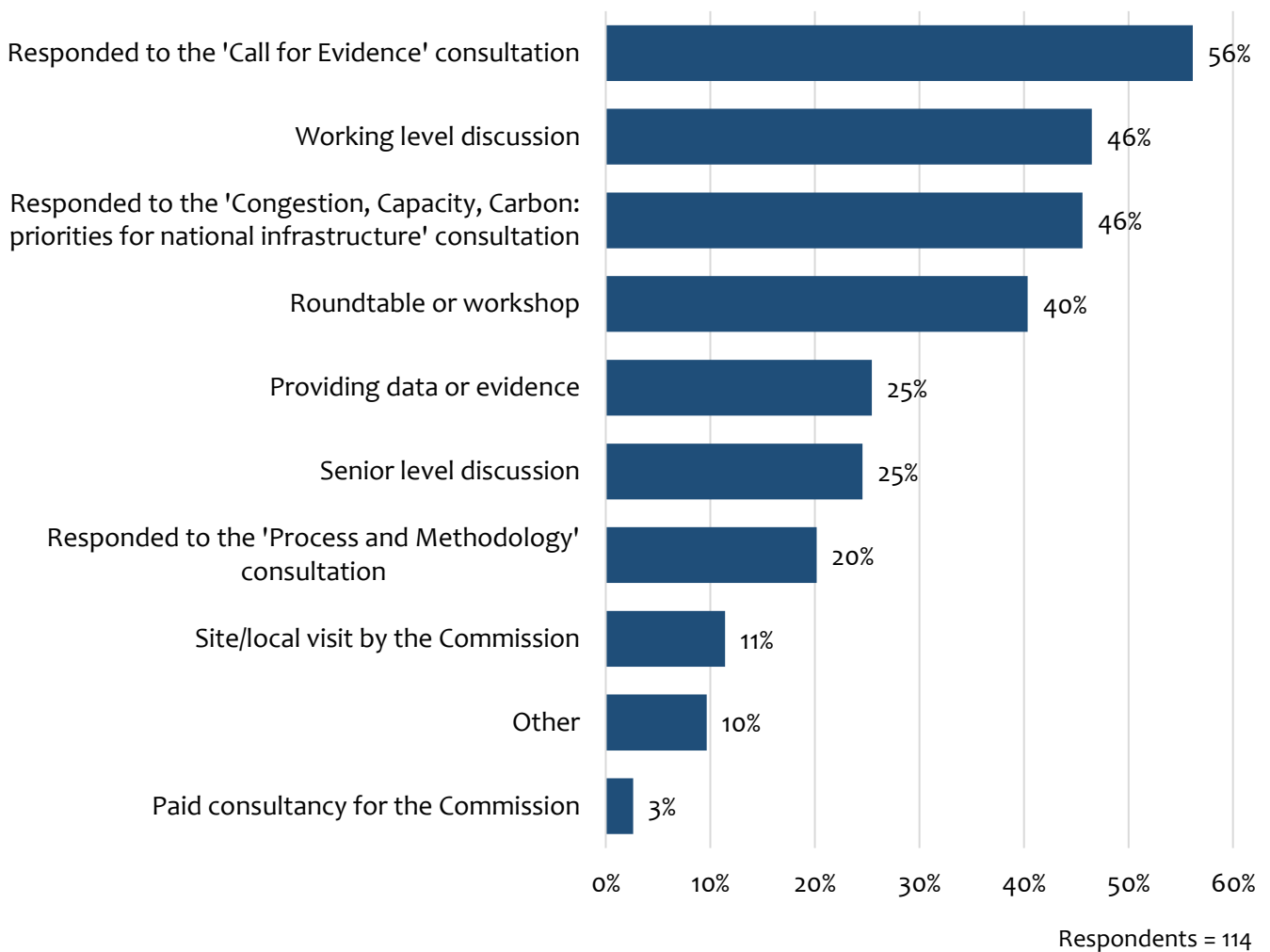
## Introduction

The feedback survey for the National Infrastructure Assessment ran online using SurveyMonkey.com between 29 November 2018 and 11 January 2019. It was circulated to many stakeholders who had attended workshops, roundtables and events during the Assessment’s development, or who submitted responses to formal consultations.

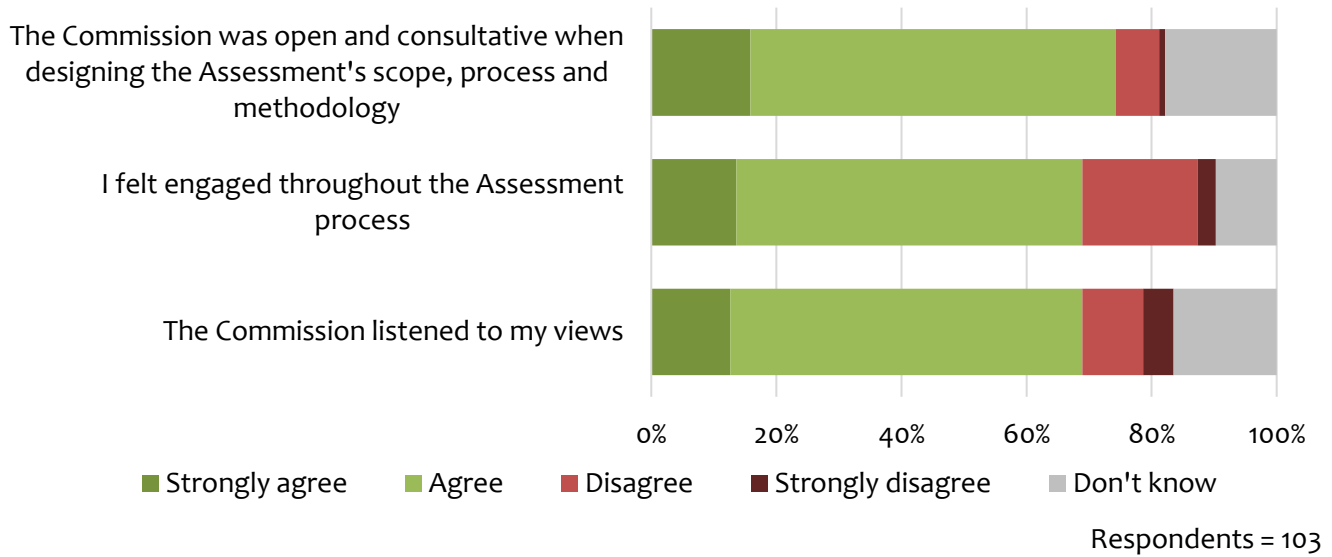
The results of the survey helped inform the report *Lessons Learnt: Reviewing the process of the first National Infrastructure Assessment*.

114 people responded to the survey, of which 74% completed the entire survey. Survey respondents were given the option to respond anonymously.

### How did you or your organisation engage with the Commission during development of the National Infrastructure Assessment? (Multiple selections permitted)

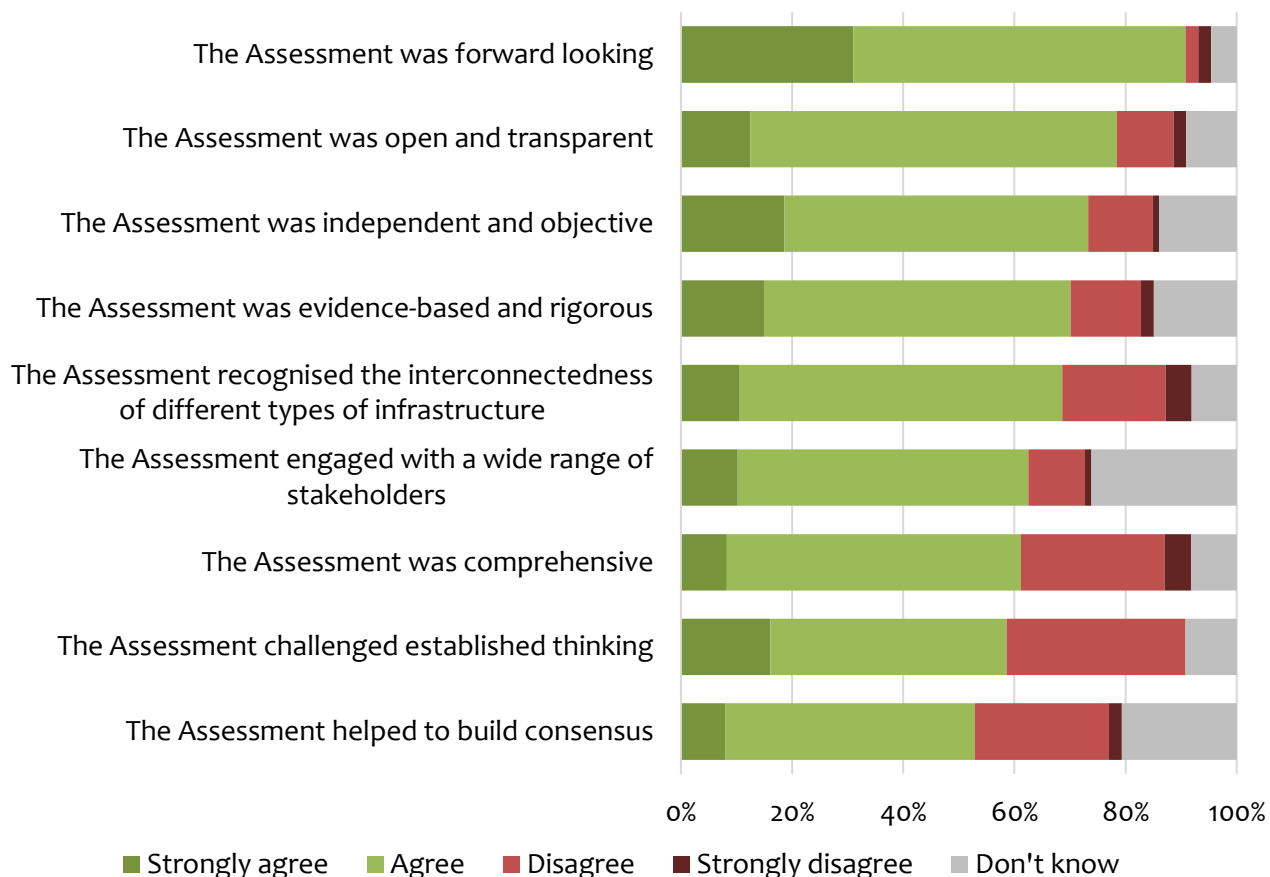


**To what extent do you agree or disagree with the following statements about the Commission’s stakeholder engagement?**



	<b>Total agree %</b>	<b>Total disagree %</b>	<b>Don't know %</b>	<b>Total agree excluding 'Don't know' %</b>
The Commission was open and consultative when designing the Assessment's scope, process and methodology	74	8	18	90
I felt engaged throughout the Assessment process	69	21	10	76
The Commission listened to my views	69	15	17	83

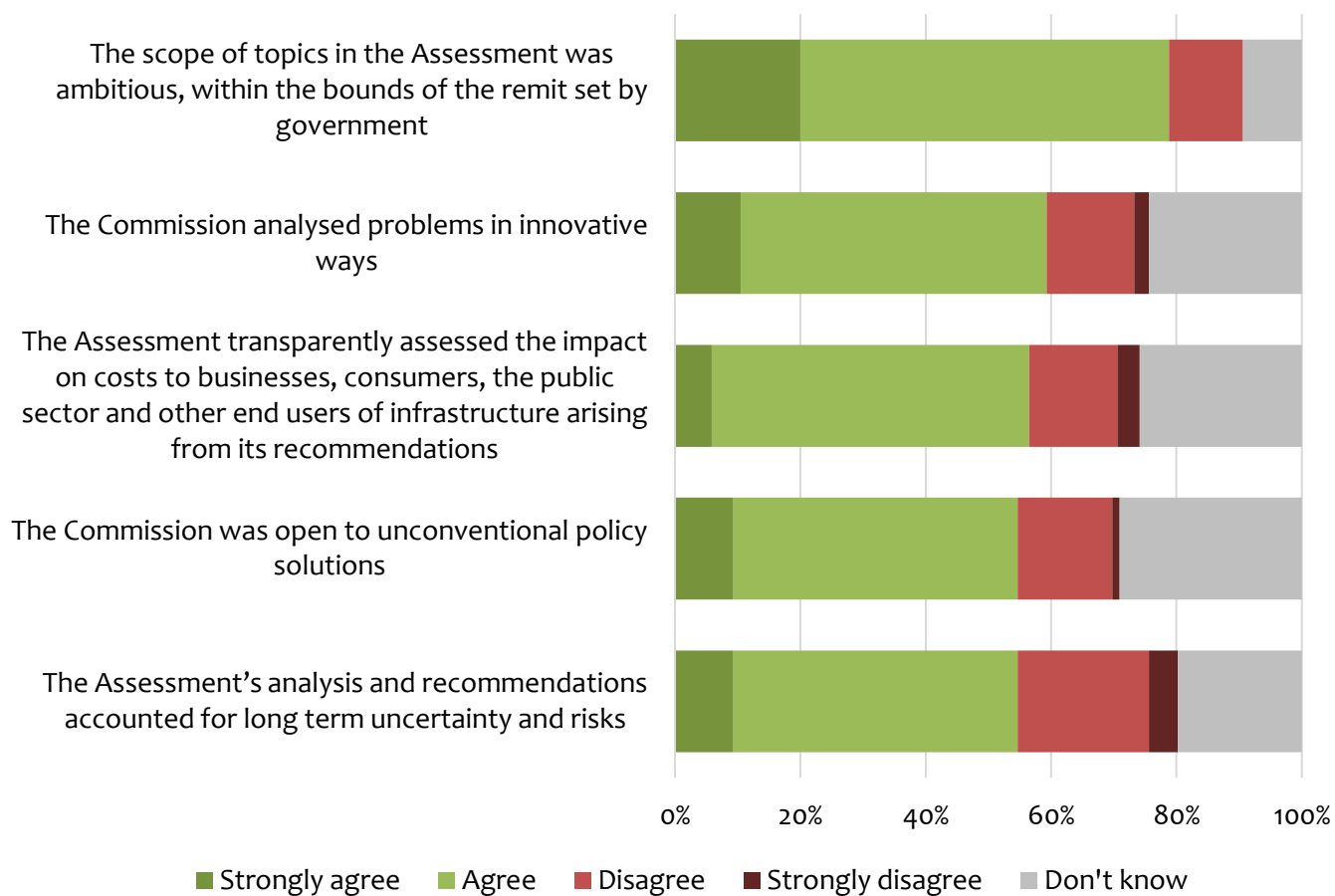
**To what extent do you agree or disagree with the following statements about the National Infrastructure Assessment's principles?**



Respondents = 88

	Total agree %	Total disagree %	Don't know %	Total agree excluding 'Don't know' %
The Assessment was forward looking	91	5	5	95
The Assessment was open and transparent	78	13	9	86
The Assessment was independent and objective	73	13	14	85
The Assessment was evidence-based and rigorous	70	15	15	82
The Assessment recognised the interconnectedness of different types of infrastructure	69	23	8	75
The Assessment engaged with a wide range of stakeholders	63	11	26	85
The Assessment was comprehensive	61	31	8	67
The Assessment challenged established thinking	59	32	9	65
The Assessment helped to build consensus	53	26	21	67

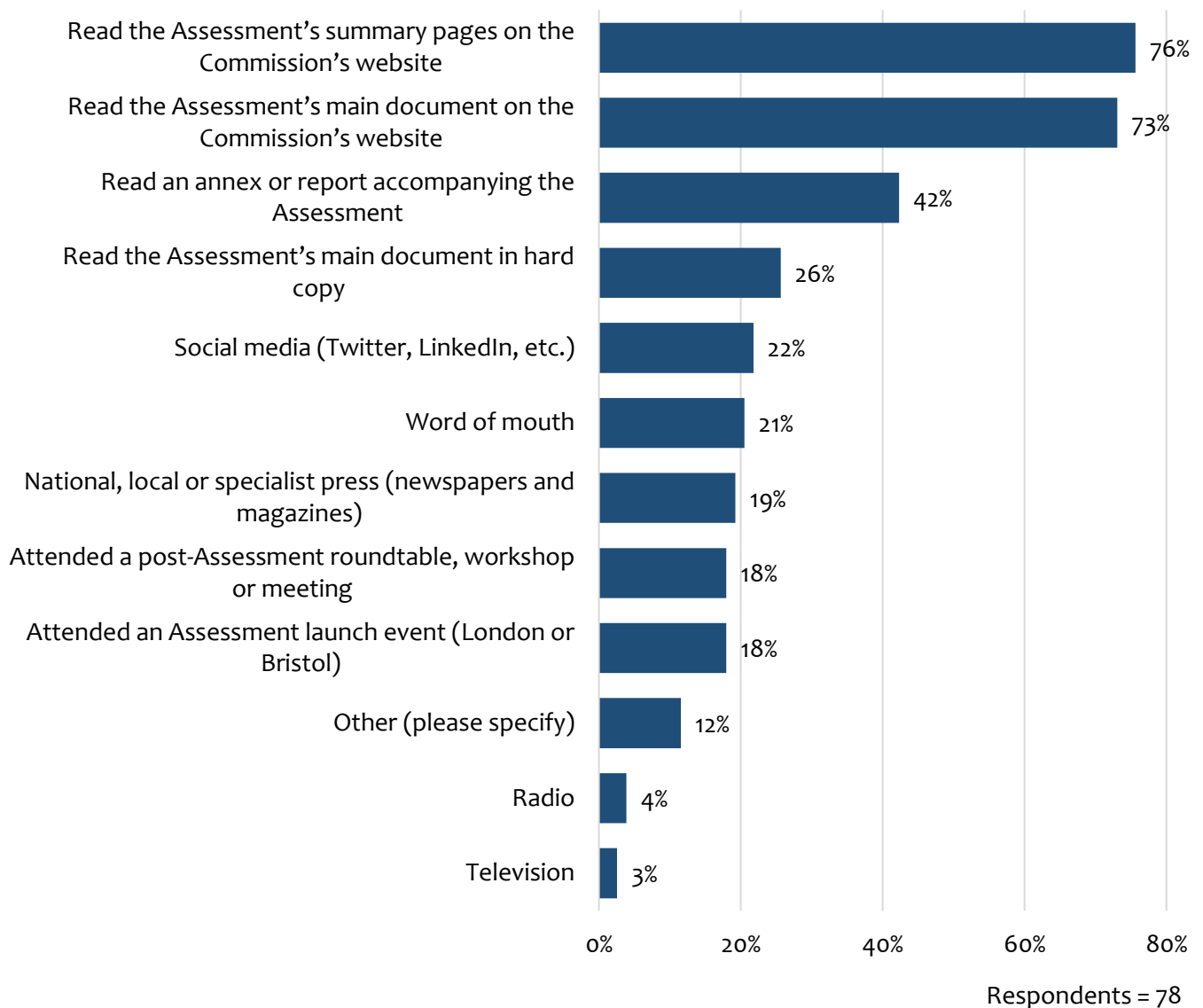
**To what extent do you agree or disagree with the following statements about the Commission’s analysis and recommendations?**



Respondents = 86

	<b>Total agree %</b>	<b>Total disagree %</b>	<b>Don't know %</b>	<b>Total agree excluding 'Don't know' %</b>
The scope of topics in the Assessment was ambitious, within the bounds of the remit set by government	79	12	9	87
The Commission analysed problems in innovative ways	59	16	24	78
The Assessment transparently assessed the impact on costs to businesses, consumers, the public sector and other end users of infrastructure arising from its recommendations	56	18	26	76
The Commission was open to unconventional policy solutions	55	16	29	77
The Assessment’s analysis and recommendations accounted for long term uncertainty and risks	55	26	20	68

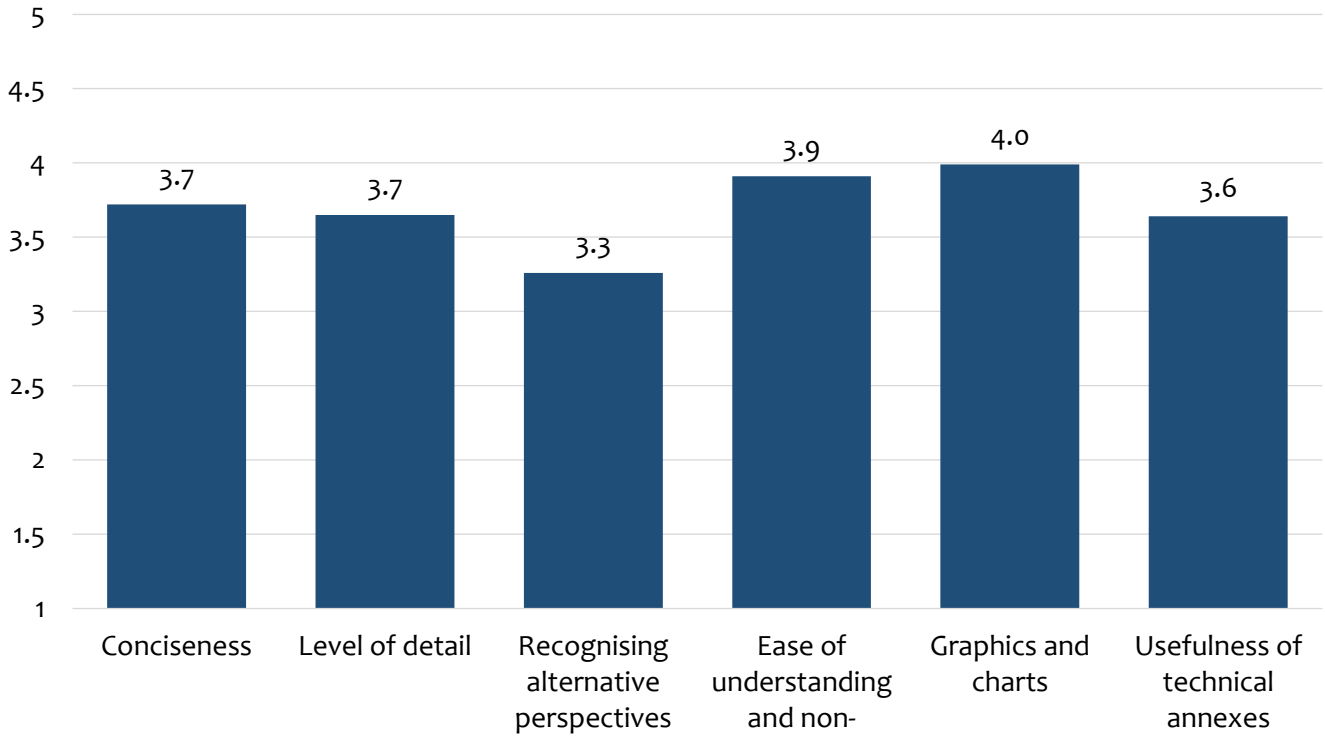
**How have you engaged with the recommendations of the Assessment? (Multiple selections permitted)**



Please rate the following aspects of the Assessment's final report:

1 = very poor, 2 = poor, 3 = acceptable, 4 = good, 5 = very good

(Weighted average of scores 1 to 5)



Respondents = 75

## About the respondents

I wish to remain completely anonymous	41%
I am willing to be identifiable to the Commission and its staff, to improve their understanding of this feedback	59%

Respondents = 82

## Organisation type

Industry or professional membership organisation	23%
Local government	13%
Consultancy	13%
Other (please specify)	13%
Academia	10%
Other public body	8%
Utilities	6%
Other private sector business	6%
Central government	2%
Transport provider	2%
Finance	2%
Charity/NGO	2%
Regulation	0%
Think tank	0%

Respondents = 48

## Infrastructure sector (Multiple selections permitted)

Transport	46%
Environment	42%
Energy	38%
Planning	31%
Waste	31%
Water	23%
Civil engineering	19%
Flood risk management	19%
Freight	17%
General/cross-cutting	17%
Housing	17%
Construction	15%
Other (please specify)	15%
Digital and telecommunications	10%
Finance	10%

Respondents = 48